







Toddler Activity Calendar



February 2010

Sunday	Monday	Tuesday	Wednesday	Thursday	Friday	Saturday
	1	2	3	4	5	6
	Find matching colors in yours and your child's clothing. (Color)	Groundhog Day – Let your child hide in a box and pretend to be a groundhog. (Pretend)	Let your toddler stick red paper scraps onto a piece of self-sticking paper. (Art)		Look for red cars while you are out driving. (Color Discrimination)	Paint your child's fingernails "red" for the day. (Color)
7	8	9	10	11	12	13
Let your child finger paint with red finger paint on paper. When dry, cut into a heart shape. (Art/Shapes)	Cut a heart shape from red poster board. Cut it into 4-5 pieces for a puzzle. (Problem Solving)	Use a red washable marker to draw a heart on paper. Spray water on the heart. (Art)	Let your child glue pink hearts on a large sheet of construction paper to make a placemat. (Art)	Hide paper hearts around the house for your child to find. (Problem Solving)	Teach your child the rhyme, "Roses Are Red". (Language)	
14	15	16	17	18	19	20
Valentine's Day 	Let your child help you frost some heart cookies. (Cooking)	Give your child some hair scrunchies to use for bracelets. (Dress-Up)		Count body parts—one mouth, two eyes, two ears, etc. (Math/Body Awareness)	Sing songs about body parts. (Music)	Poke a hole in a piece of paper. Have your child drop crayons through the hole. (Coordination)
21	22	23	24	25	26	27
Point out things that are straight (pencils, ruler) and things that are bent (macaroni, hanger). (Opposites)	Search for shadows in your yard to step on. (Science/Problem Solving)		Let your child use a flashlight in a dark room. Make designs on the walls. (Science)	Offer your child healthy food choices of fruits and vegetables every day. (Nutrition)		Provide a stool so your child can wash his hands often during the day. (Health)
28						
Snuggle on the couch and read a favorite story to your child. (Literature)						